



Foodbank
An Australia Without Hunger



contents

| | |
|------------------------------------|----|
| Board of Directors | 1 |
| Chairman's Report | 2 |
| CEO Report | 4 |
| Statement of Financial Position | 6 |
| Statement of Financial Performance | 7 |
| Statement of Cash Flow | 8 |
| Notes to the Financial Statements | 9 |
| Directors' Statement | 10 |
| Independent Audit Report | 11 |
| FoodbankWA Centres | 12 |
| 'Healthy Food for All' Program | 13 |



**Message from the Patron
His Excellency Dr Ken Michael, AC
Governor of Western Australia
for Foodbank Western Australia Inc.**

As Patron of Foodbank, it has been my privilege to see first hand Foodbank in action, both at the centre of operations in Welshpool and out in the community.

As I travel around the State to many areas, including remote indigenous communities, I have been heartened to see disadvantaged children with food to eat, and more importantly nutritious food, provided through Foodbank's network.

The strength of Foodbank is that its food and nutrition programs support people at their most vulnerable, and at the same time develop healthy eating habits across the community.

Ken Michael

GOVERNOR

Foodbank's Mission – An Australia Without Hunger

board of directors



Denis Ryan OAM
Chairman
Company Director



Hon Ernie Bridge OAM CitWA JP
President – Unity of First People of
Australia
Former Member of WA Parliament



Doug Pascoe
Past Rotary District 9450 Governor
Board member of the Insurance
Commission of WA



Mark Crumby
Chief Operating Officer – Wallis Drilling
Company Director
Former WA State Director, ANZ Banking Group



Ian Fairnie
Executive Director, Service Abroad
Australasia



Bill Richardson
Former State Vice President –
Society of St Vincent De Paul
Chair of the John Curtin Leadership Academy



Les Calcraft
Former publisher –
Australia's Mining Monthly Magazine



Cathy Campbell
Manager System Reviews
WA Department of Health



Gemey Visscher
Partner – Freehills

Committees for 2009

Sponsorship: Denis Ryan (Chair), Bill Richardson, Ian Fairnie, Les Calcraft, Doug Paling and Christine Silbert.

Operations: Cathy Campbell (Chair), Hamish Dobie, John Rennie, Steve Martin, Ron Vander Wal, Janet Curran, Randall Simi and Greg Hebble.

Finance: Doug Pascoe (Chair), Barry Tibbits, John Dodman, Bill Richardson, Sai Thia, Doug Paling, Hamish Dobie and Greg Hebble.

Fundraising: Denis Ryan (Chair), Bill Richardson, Fiona Harris, Mark Crumby, Ian Fairnie and Greg Hebble



"This is the MCG, the capacity crowd is 100,000. Imagine 20 of these stadiums filled to capacity — nearly 2 million people. That's how many Australians each year rely on food relief and half of them are children.

"In one of the richest economies in the world it's difficult to imagine... that over one million children go to school without breakfast everyday or go to bed without dinner every night.

*"Kids who go hungry suffer from anxiety as well as diminished capacity to learn."
Ernie Dingo*



chairman's report

It is my pleasure to present the 15th Annual Report on behalf of the Board, staff and volunteers of Foodbank WA.



The past year reflects the consolidation of Foodbank as a peak organisation in the community welfare sector. Much of the strategic planning and hard work over a number of years has now come together to form the platform for the future.

A key strategy has been the vision Foodbank 2030, which sets out the need and the infrastructure plans to move to the next level. Since launching it, we have significantly increased our interaction with government, business and the community.

Overwhelming support is translating into the financial contributions needed to implement the significant expansion of Foodbank WA's operations. This will create the ability to provide the required level of food support across Western Australia.

It will also improve access to food supply for all and enable greater efficiencies in our service provision, which is very exciting.

The economic impact of the past year has continued to place increasing demands on our services. To meet this challenge, we have been focused and energetic in a difficult environment.

Foodbank 's structure, strategies and sustainability were tested and showed the organisation was able to withstand the challenge.

We are seeing the results. Foodbank is now being recognised as the only organisation in Western Australia with the capacity, reach and ability to grow and meet future demand across the welfare sector.

To achieve this, the importance of our Regional Centres has been critical, especially in responding to food crises in indigenous communities. It is in this area that we are partnering with Federal and the State government departments to provide a solution for people with a dire need of affordable, nutritious food.



I encourage Government at all levels to work closely with organisations such as Foodbank, who are able to effectively and efficiently respond to the community.

I believe we are seeing a more pragmatic and cooperative approach and this is a very positive move. We need to become even better at working together and maximising the use of the available, and limited, resources.

Despite Western Australia escaping the full impact of the economic downturn, the underlying problems of food stress is a significant issue for single parent families, Indigenous and remote communities, pensioners and financially struggling families.



The social impact of food stress is a hidden cost in our community.

Each year in Western Australia:

- Over 70,000 households are unable to access food through lack of funds
- Poor diet contributes to 1,800 deaths
- The cost of poor nutrition is \$1m per week
- 25% of petty thefts relates to stealing of food or seeking money to buy food

In turn this places increased demand on the community welfare organisations and challenges the ability of Foodbank to respond. We are aware of their needs and we are always seeking to work closely with them to close the gaps in the provision of food.

Underpinning the success of Foodbank is the relationships developed over 15 years with key supporters. These relationships have strengthened this year and with the growing awareness of Foodbank's role, we have also created new relationships that will reinforce our capability.

Lotterywest is the key partner in the Foodbank 2030 vision. Their support is invaluable and we especially recognise the role of the CEO Jan Stewart PSM.

In the coming months Foodbank will be proudly announcing other key financial contributors to our vision.

Foodbank recognises and thanks the food industry for its ongoing contribution. We reaffirm our commitment to protect brand integrity, recognise support and meet food industry standards of operation.

I would like to acknowledge those who have contributed to Foodbank over the past year; our CEO Doug Paling, the staff and volunteers both in Perth and the Regional Centres, the Board and our Finance, Operations and Sponsorship Committees.

I would also like to thank the team who formed the Fundraising Committee. Launching the Foodbank 2030 campaign in November last year was challenging to say the least and they did not waiver in their endeavour or passion.

This is my final report as Chairman of Foodbank WA. I am humbled to have been able to share the journey over the past 12 years and to have served as Chairman for 11 years.

Thank you and I wish everyone involved every success for the future.

Denis Ryan OAM
Chairman



Building the Future



chief executive officer's report

Every day has brought new challenges, opportunities and support, highlighting that Foodbank WA is a truly dynamic organisation working where and how it is needed.

Foodbank has been very effective in connecting the food industry to community support agencies, preventing over 20 million kilograms of food, or 200,000 cubic metres, going to landfill since 1994.



This has other vital benefits to the community, as dumped food leaches methane gas into the atmosphere and this is 17 times more toxic than carbon emissions.

Foodbank has more than 600 member welfare agencies and 310 schools across the metropolitan community, the regions and remote Western Australia, who rely on regular supplies of food.

In addition to major welfare organisations, such as the Salvation Army, St Vincent de Paul and Anglicare, some of the diverse groups accessing Foodbank are grandparents who are the prime carers of their grandchildren, foster carers, outreach programs for families of prisoners and drug rehabilitation programs for young people.

With its networks and regional centres, Foodbank is in a unique position to access fresh produce, packaged and frozen food and move it quickly around the State to fully utilise the donations.

The food industry has been magnificent in its support - from growers such as the farmers who are now donating 500,000 kilos of grain annually through CBH, to supermarket chains Coles and Woolworths, who donated 800,000 kgs of packaged food this year. With the transport industry, which generously donates up to 50 percent of transport costs, all parties strive to make a difference.

Foodbank's role is very much a facilitator, bringing willing donors together and magnifying the outcome. For example, wheat biscuits are being produced by Sanitarium Health Food Co from the CBH grain.

We are also able to maximise cash donations, turning \$1.00 into \$1.50 in value through our partnerships in the food industry and the economy of scale Foodbank can provide.


Food Distribution and Nutrition Education

2.2 million kilograms of food was withdrawn from the Foodbank by community agencies this financial year.

This includes 1.5 million breakfasts for the School Breakfast Program (SBP) across the State, reaching remote indigenous communities. Food and freight are provided free of charge.

Our profound thanks go to the key sponsors - WA Department of Health, The Office of Aboriginal Health, The Good Guys and the Channel 7 Telethon Trust, which has provided major funding for the SBP this year.





Nutrition education is also delivered in these schools through our Food Sense program, and the WA Health Department's 2 Fruit & 5 Veg promotion. Food Sense is now part of the professional development program for Home Economic Teachers.

The Food Sense program incorporates:

- Food Sense Cooking Sessions on simple preparation and nutrition
- Train the Trainer, which covers budgeting and how to save a guaranteed \$2,000 a year on food
- Foodbank Board Game highlighting nutritious foods
- Skip Rope not Breakfast program, a self driven student exercise program with equipment supplied free of charge to schools by Foodbank WA

In this way Foodbank can make a significant contribution to the attitudes of students to eating and nutrition, their learning ability and have a positive impact on their future.

Regional Foodbanks

Regional and remote communities suffer the disadvantage of equity in access and freight costs for food security. The regional Foodbank Centres are bridging the gaps by gaining donations of local produce and their ability to reach outlying locations for distribution.

Foodbank Southwest in particular obtains extremely large volume donations of fruit with nearly 150,000 kgs being distributed across the state every year.

Staff and Volunteers

The Foodbank is fortunate to have a solid core of wonderful people on staff and a vast majority of volunteers. Their contribution is essential to Foodbank's ability to provide the level of service it does.

We were delighted to celebrate 10 years' service by Alby Homewood and Cecelia Bakonyi from Rocky Bay this year.

Operations Manager, Hamish Dobie, and Executive Assistant and Administration Manager, Denise Shade, ensure things run as smoothly as possible in the warehouse and the office, which can be very challenging when every day brings something different and unexpected.

Foodbank would like to acknowledge the work of Ken Whitehouse who sadly passed away during the year. Ken managed the Peel Foodbank on a voluntary basis since it commenced, providing an important service to the local community.

We welcome Greg Hebble, who has been appointed to the new position of General Manager to help manage the expanding operations of Foodbank.

I would like to thank the Board of Directors who volunteer their valuable time and expertise, and in particular recognise our Chairman Mr Denis Ryan OAM. After an outstanding 12 - year term of service and 11 years as our Chairman Denis is stepping down at this AGM.

He has provided the strong leadership required to take Foodbank WA forward to meet the challenges of sustainability and growing need in the community.

Foodbank continually seeks to better serve the dedicated community agencies and church welfare arms that reach out to people and never lose sight of our objectives of empowerment and a healthier community.



statement of financial position

as at 30 june 2009

| | Notes | 2009 \$ | 2008 \$ |
|---------------------------------------|-------|------------------|------------------|
| GENERAL FUNDS | | 1,843,176 | 1,735,245 |
| | | 1,843,176 | 1,735,245 |
| Represented by: | | | |
| Current Assets | | | |
| Debtors | | 52,250 | 74,574 |
| Prepayments | | 2,333 | 3,808 |
| Cash Float | 2 | 2,650 | 2,650 |
| Cash at Bank | 2 | 937,380 | 703,383 |
| GST Paid | | 23,820 | 1,663 |
| Prepaid Borrowing Costs | | 0 | 0 |
| TOTAL CURRENT ASSETS | | 1,018,433 | 786,078 |
| Current Liabilities | | | |
| Sundry Creditors and Accrued Expenses | | 64,255 | 77,757 |
| Payroll Liabilities | | 22,732 | 19,065 |
| Provision for Annual & Sick Leave | | 82,073 | 56,080 |
| Hire Purchase Liability | | 6,709 | 5,988 |
| Income Received In Advance | | 704,727 | 594,814 |
| TOTAL CURRENT LIABILITIES | | 880,496 | 753,704 |
| Net Current Assets | | 137,937 | 32,374 |
| Non-Current Assets | | | |
| Property, Plant and Equipment | 3 | 1,748,634 | 1,748,875 |
| TOTAL NON-CURRENT ASSETS | | 1,748,634 | 1,748,875 |
| Non-Current Liabilities | | | |
| Hire Purchase Liability | | 11,000 | 17,709 |
| Provision For Long Service Leave | | 32,395 | 28,295 |
| TOTAL NON-CURRENT LIABILITIES | | 43,395 | 46,004 |
| NET ASSETS | | 1,843,176 | 1,735,245 |

The accompanying notes form part of this Balance Sheet

statement of financial performance

for the year ended 30 june 2009

| Notes | 2009 \$ | 2008 \$ |
|--|------------------|------------------|
| INCOME | | |
| Interest Received | 22,799 | 15,889 |
| Sponsorship & Donations | 1,052,224 | 683,322 |
| Fundraising | 188,088 | - |
| Service Fees | 1,289,308 | 920,135 |
| Profit / Loss on Sale of Assets | 0 | (5,583) |
| Grants - Special Purpose | 0 | 88,542 |
| Wage Subsidies | 43,550 | 30,639 |
| Sundry Income | 28,011 | 9,012 |
| TOTAL INCOME | 2,623,980 | 1,741,956 |
| EXPENDITURE | | |
| Accounting/Audit Fees | 11,038 | 10,657 |
| Bad Debts | 1,653 | 226 |
| Consultancy Fees | 7,229 | - |
| Depreciation and amortisation | 101,979 | 106,517 |
| Discounts | 61 | - |
| Donations | 15,000 | - |
| Electricity and communications | 89,587 | 86,822 |
| Finance and Hire Purchase Charges | 3,282 | 1,198 |
| Freight, cartage, packing | 193,313 | 142,720 |
| Fundraising Expenses | 127,127 | - |
| Insurance | 41,919 | 34,582 |
| Levies - FBA | 52,020 | 52,020 |
| Motor Vehicle Expenses | 77,600 | 74,371 |
| Other | 51,505 | 34,569 |
| Printing, Postage and Office Maintenance | 24,014 | 16,342 |
| Promotional activity | 8,777 | 8,026 |
| Public Relations | 22,215 | 18,399 |
| Purchases | 273,119 | 179,747 |
| Rent | 105,388 | 92,757 |
| Repairs & Maintenance | 17,607 | 13,388 |
| Rubbish Disposal | 15,786 | 12,770 |
| Security/Monitoring | 6,301 | 6,237 |
| Specific Projects | 226,815 | 210,567 |
| Staff Training, Recruitment & Welfare | 20,269 | 4,757 |
| Superannuation | 72,675 | 58,343 |
| Travel and Accommodation | 10,061 | 7,863 |
| Wages & Entitlements | 939,710 | 719,546 |
| TOTAL EXPENDITURE | 2,516,050 | 1,892,424 |
| Operating Surplus/(Deficiency) | 107,930 | (150,468) |
| General Funds at the Beginning | 1,735,246 | 1,885,714 |
| GENERAL FUNDS AT END OF PERIOD | 1,843,176 | 1,735,246 |

The accompanying notes form part of this Balance Sheet

statement of cash flow

for the year ended 30 June 2009

| Notes | 2009 \$ | 2008 \$ |
|---|------------------|------------------|
| CASH FLOWS FROM OPERATING ACTIVITIES | | |
| Other Income Received | 71,561 | 55,540 |
| Service Fees | 1,291,950 | 892,144 |
| Donations and Sponsorship | 1,052,224 | 683,322 |
| Grants | 0 | 88,542 |
| Fundraising | 188,088 | 0 |
| Income Rec'd In Advance | 109,913 | 382,314 |
| Sale Of Fixed Assets | 0 | 11,000 |
| Total Cash Inflows | 2,713,736 | 2,112,862 |
| Payments to Suppliers and Employees | 239,152 | 1,670,195 |
| Net Cash Inflow from Operating Activities | 322,211 | 442,667 |
| CASH FLOWS FROM INVESTING AND FINANCING ACTIVITIES | | |
| Purchases of Property, Plant and Equipment | 101,738 | 132,462 |
| Interest | (22,799) | |
| Borrowing Costs / Finance Fees | 892 | 0 |
| Increase / (Decrease) to Cash Floats | 0 | (250) |
| Repayments for Hire Purchase Agreements | 8,378 | 17,297 |
| Total Cash Outflow | 88,209 | 149,509 |
| Net Increase/(Decrease) in Cash Held | 4 | 234,002 |
| Opening Cash 1 July 2008 | 1 | 706,028 |
| Closing Cash 30 June 2009 | 1 | 940,030 |
| | | 234,002 |
| | | 293,158 |

The accompanying notes form an integral part of this balance sheet



notes to the financial statements

for the year ended 30 june 2009

1. Statement of significant accounting policies

(a) Historical cost convention

The financial statements have been prepared under the historical cost convention and do not reflect changes in either general money values or current values of non-current assets.

(b) Depreciation

All fixed assets except leasehold improvements & land are depreciated on the diminishing value basis (or prime cost where indicated) over their estimated useful lives as follows:

| | |
|------------------------|--------|
| Buildings (Prime Cost) | 2.50% |
| Plant & Equipment | 20.00% |
| Motor Vehicles | 22.50% |

(c) Income Tax

Foodbank of Western Australia Incorporated is a non-profit association and is not liable for income tax.

(d) Provision for employee entitlements

Provision has been made in the financial statements for benefits accruing to employees in relation to such matters as annual leave, long service leave and workers compensation. All on-costs, including payroll tax, workers' compensation premiums and fringe benefits tax are included in the determination of provisions.

2. Notes to the statement of cash flows

(a) Reconciliation of cash

For the purposes of the statement of cash flows, cash includes cash on hand and in banks and deposits at call, net of outstanding bank overdrafts. Cash at the end of the financial year as shown in the statement of cash flows is reconciled to the related items in the balance sheet as follows:

| | 2009 | 2008 |
|-------------------------------|---------|---------|
| | \$ | \$ |
| Cash Float | 2,650 | 2,650 |
| Cash at bank - Cheque Acct | 96,697 | 32,002 |
| Cash at bank - Donations Acct | 8 | 37 |
| Cash at Bank - Fund Raising | 265 | 5,000 |
| Cash at Bank - Fund Raising | - | 3,681 |
| Cash Management Account | 333,991 | 356,994 |
| Cash on Term Deposit | 506,419 | 305,664 |
| | 940,030 | 706,028 |

3. Property, plant and equipment

Property, plant and equipment are at cost and comprise the following

| | | |
|--------------------------------------|------------------|------------------|
| Buildings, at cost | 1,351,309 | 1,351,309 |
| Less: Accumulated Amortisation | 53,675 | 45,439 |
| | 1,297,634 | 1,305,870 |
| Plant, equipment & fixtures, at cost | 651,345 | 584,786 |
| Less: Accumulated Depreciation | 422,615 | 365,465 |
| | 228,730 | 219,321 |

notes to the financial statements

for the year ended 30 June 2009

2. Notes to the statement of cash flow (continued)

| | | |
|--|------------------|------------------|
| Motor vehicles, at cost | 587,202 | 552,023 |
| Less: accumulated depreciation | 372,983 | 336,720 |
| | 214,219 | 215,303 |
| Leasehold Improvements, at cost | 12,388 | 12,388 |
| Less: Accumulated Amortisation | 4,337 | 4,007 |
| | 8,051 | 8,381 |
| Total property, plant and equipment | 1,748,634 | 1,748,875 |

4. Reconciliation of net cash inflow from operating activities to operating profit/(loss)

| | | |
|--|-----------|-----------|
| Increase/(Decrease) in cash holdings | 234,002 | 293,158 |
| (Loss) / Profit on Sale of Assets | - | (5,583) |
| (Increase)/Decrease in depreciation and amortisation | (101,979) | (106,517) |

Change to operating assets and liabilities

| | | |
|---|----------------|------------------|
| Increase/(decrease) in debtors | (22,324) | 27,991 |
| (Increase)/decrease in creditors and accrued expenses | 22,602 | (43,495) |
| (Increase)/decrease in employee provisions | (33,760) | (29,188) |
| Increase/(decrease) in plant & equipment | 101,738 | 112,462 |
| Increase/(decrease) in other assets | 18,682 | 9,234 |
| (Increase)/decrease in other liabilities | (119,409) | (397,873) |
| (Increase)/decrease in loans | - | - |
| (Increase)/decrease in hire purchase liabilities | 8,378 | (10,657) |
| Operating surplus/(deficiency) | 107,930 | (150,468) |

Directors' Statement

In the opinion of the Directors of Foodbank of Western Australia Incorporated:

The statement of income and expenditure is drawn up so as to give a true and fair view of the result of the operations of Foodbank of Western Australia Incorporated for the year ended 30th June 2009.

The balance sheet is drawn up so as to give a true and fair view of the state of affairs of Foodbank of Western Australia Incorporated as at 30th June 2009.

The statement of cash flow is drawn up so as to give a true and fair view of the cash flows of Foodbank of Western Australia Incorporated for the year ended 30th June 2009.

As at the date of this statement, there are reasonable grounds to believe that Foodbank of Western Australia Incorporated will be able to pay its debts as and when they fall due.



Director
6th October 2009



PRINCIPAL
Pina Caffarelli CA

c a f f a r e l l i

CHARTERED ACCOUNTANTS

INDEPENDENT AUDITOR'S REPORT

TO THE MEMBERS OF FOODBANK OF WESTERN AUSTRALIA

Report on the Financial Report

I have audited the accompanying financial report, being a special purpose financial report, of Foodbank of Western Australia (the association) which comprises the balance sheet as at 30 June 2009, profit and loss statement, a summary of significant accounting policies and other explanatory notes and the statement by members of the committee.

Committee's Responsibility for the Financial Report

The committee of the association is responsible for the preparation and fair presentation of the financial report and have determined that the accounting policies described in Note 1 to the financial statements, which form part of the financial report, are consistent with the financial reporting requirements of the Associations Incorporations Act WA 1987 and are appropriate to meet the needs of the members. The committee's responsibility also includes establishing and maintaining internal control relevant to the preparation and fair presentation of the financial report that is free from material misstatement, whether due to fraud or error; selecting and applying appropriate accounting policies; and making accounting estimates that are reasonable in the circumstances.

Auditor's Responsibility

My responsibility is to express an opinion on the financial report based on my audit. No opinion is expressed as to whether the accounting policies used, as described in Note 1, are appropriate to meet the needs of the members. I conducted my audit in accordance with Australian Auditing Standards. These Auditing Standards require that I comply with relevant ethical requirements relating to audit engagements and plan and perform the audit to obtain reasonable assurance whether the financial report is free from material misstatement.

An audit involves performing procedures to obtain audit evidence about the amounts and disclosures in the financial report. The procedures selected depend on the auditor's judgment, including the assessment of the risks of material misstatement of the financial report, whether due to fraud or error. In making those risk assessments, the auditor considers internal control relevant to the entity's preparation and fair presentation of the financial report in order to design audit procedures that are appropriate in the circumstances, but not for the purpose of expressing an opinion on the effectiveness of the entity's internal control. An audit also includes evaluating the appropriateness of accounting policies used and the reasonableness of accounting estimates made by the committee, as well as evaluating the overall presentation of the financial report.

The financial report has been prepared for distribution to members for the purpose of fulfilling the committee's financial reporting under the Associations Incorporation Act WA. I disclaim any assumption of responsibility for any reliance on this report or on the financial report to which it relates to any person other than the members, or for any purpose other than that for which it was prepared.

I believe that the audit evidence I have obtained is sufficient and appropriate to provide a basis for my audit opinion.

Independence

In conducting my audit, I have complied with the independence requirements of Australian professional ethical pronouncements.

Auditor's Opinion

In my opinion, the financial report of Foodbank of Western Australia presents fairly, in all material respects the financial position of Foodbank of Western Australia as of 30 June 2009 and of its financial performance for the year then ended in accordance with the accounting policies described in Note 1 to the financial statements.

Name of Firm:

Caffarelli & Associates
Chartered Accountants

Name of Principal:


Pina Caffarelli

Address:

Level 1, 38 Richardson Street, West Perth WA 6005

Dated this 31st day of August 2009

CAFFARELLI & ASSOCIATES

1st Floor 38 Richardson Street West Perth Western Australia 6005 GPO Box M925 Perth WA 6843
Telephone: (08) 9421 1911 Facsimile: (08) 9421 1919 Email: info@caffarelli.com.au ABN: 13 263 285 269
Liability limited by a scheme approved under Professional Standards Legislation.

Foodbank Central Management and Staff 2008/09

Administration & Finance

| | |
|------------------|-------------------------|
| Doug Paling | Chief Executive Officer |
| Greg Hebble | General Manager |
| Denise Shade | Executive Assistant |
| Sai Onn Thia | Finance Manager |
| Nikki Zappacosta | Accounts Assistant |

Healthy Food for All

| | |
|------------------|--|
| Leza Duplock | Manager, HFFA & School Breakfast Program |
| Linda Burke | Health Promotion Officer, Physical Activity |
| Miranda Infanti | Health Promotion Officer, Physical Activity & School Breakfast Program |
| Vanessa Bobongie | Health Promotion Officer, Nutrition |
| Irene Verteramo | Food Sense Program Coordinator |
| Jenni Curtis | Aboriginal Health Promotion Officer |

Operations & Warehouse

| | |
|----------------|----------------------|
| Hamish Dobie | Operations Manager |
| Randall Simi | Warehouse Manager |
| John Rennie | Inventory Controller |
| Richard Baxter | Truck Driver |

Storepersons

| | |
|----------------|-------------------|
| John Bowskill | Kathy Monson |
| Maulana Marlan | Stephen Bousfield |
| Roger Lavell | Keith Ryniker |

Product Markers

| | |
|-----------------|-------------------|
| Colin Scrivens | Belinda Gallagher |
| Joseph Hayes | Alby Homewood |
| Cecilia Bakonyi | |

Regional Foodbank Centres

We gratefully acknowledge our Regional Managers and their teams of dedicated volunteers for their contribution and inspirational efforts.

Foodbank Geraldton

| | |
|------------|--------------------|
| Pat Hodges | Manager |
| Doug Bibby | Storeperson |
| Xaiolu Wu | Accounts Assistant |

Foodbank Albany

| | |
|------------|---------|
| Ross Jones | Manager |
|------------|---------|

Foodbank South-West

| | |
|--------------|---------|
| Rob Prestage | Manager |
|--------------|---------|

Foodbank Peel

| | |
|-----------|---------|
| Rob Vince | Manager |
|-----------|---------|





Highlights of the 'Healthy Food for All' Program

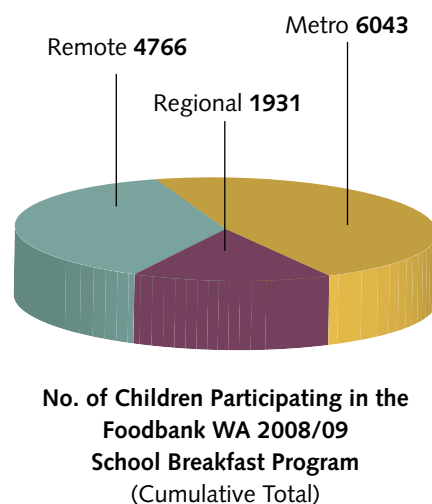
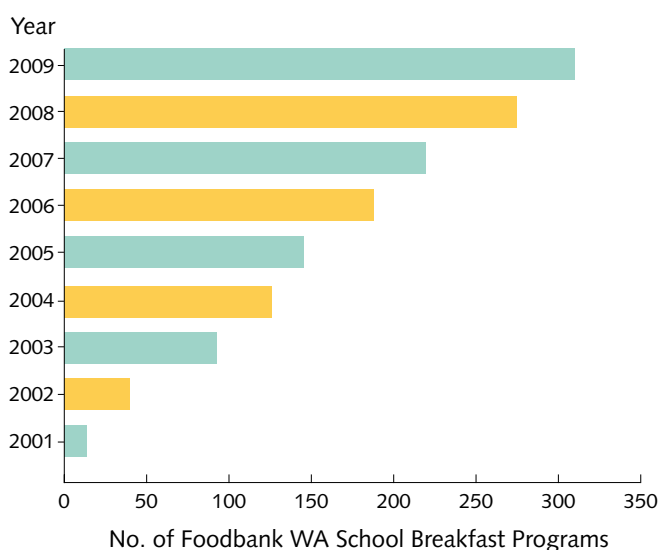
- 310 schools participated in the Foodbank WA School Breakfast Program, including 133 new schools
- 37,660 breakfasts were served per week, totalling 1.48 million breakfasts per year
- 229,357 kgs of nutritionally important foods were donated to schools to influence early healthy eating habits and create a lifelong pattern
- 30,445 kgs of fresh fruit and vegetables were distributed in schools

Evaluation shows consistent and substantial improvement and impact over all output categories, including:

| Improvement or Substantial Improvement in: | |
|---|-----|
| Health of students | 86% |
| Awareness of healthy eating | 90% |
| Class attendance by students in the SBP | 78% |
| Level of concentration of participating students | 95% |
| Level of parent participation in school activities, including assistance with the SBP | 26% |
| Academic outcomes of participating students | 83% |

School Breakfast Program (SBP) 2008/09

70% of SBP's operate on a daily basis from Monday to Friday during the school term.





Foodbank
An Australia Without Hunger

www.foodbankwa.org.au

FOODBANK CENTRE

63 Division Street
Welshpool WA 6106
Ph: 9258 9277
Fax: 9258 5177
wa.info@foodbankwa.org.au

REGIONAL FOODBANK CENTRES

Albany

Unit 2a 5-7 Cockburn Road
Mira Mar Albany WA 6330
Ph: 9842 6645 Fax: 9842 6645
albany@foodbankwa.org.au

Bunbury

5 Clifford Street
Bunbury WA 6230
Ph: 9726 2362 Fax: 9726 2363
southwest@foodbankwa.org.au

Geraldton

Lot 19 11 Box Street
Geraldton WA 6530
Ph: 9964 8011 Fax: 9964 8022
geraldton@foodbankwa.org.au

Peel

Unit 5/6 Thornborough Road
Mandurah WA 6210
Ph: 9581 9200 Fax: 9581 9211
peel@foodbankwa.org.au

